

MACON TRANSITIONAL CENTER
200 HENRY STREET
MACON, GA 31206
(478) 751-6090



Superintendent Timothy Jones

Assistant Superintendent Terry Jones



Macon Transitional Center Mission Statement


The Mission of the Macon Transitional Center is to house residents in a setting that creates and reinforces moral behavior and meaningful employment, which then facilitates appropriate housing and successful citizenship within the community to which they return.

Central State Prison is the host facility.

Macon Transitional Center Staff Breakdown

Total GDC Employees = 30

- 1 Superintendent
- 1 Assistant Superintendent
- 1 Chief of Security
- 3 Behavioral Health Counselor II
- 1 Employment Services Specialist III
- 1 Financial Operations Generalist I
- 1 Finance Clerk
- 1 Administrative Support II
- 1 Administrative Support I
- 3 Sergeants
- 16 Correctional Officers



Overview of Resident Population

156 Operating Capacity

Housing: 52 triple-bunked - 3 man rooms on 4 Ranges
Full Capacity is 156







Work Release	140
Long Term Maintenance (For routine maintenance of Center)	6
Fleet Maintenance (Vehicle maintenance detail Forsyth)	10

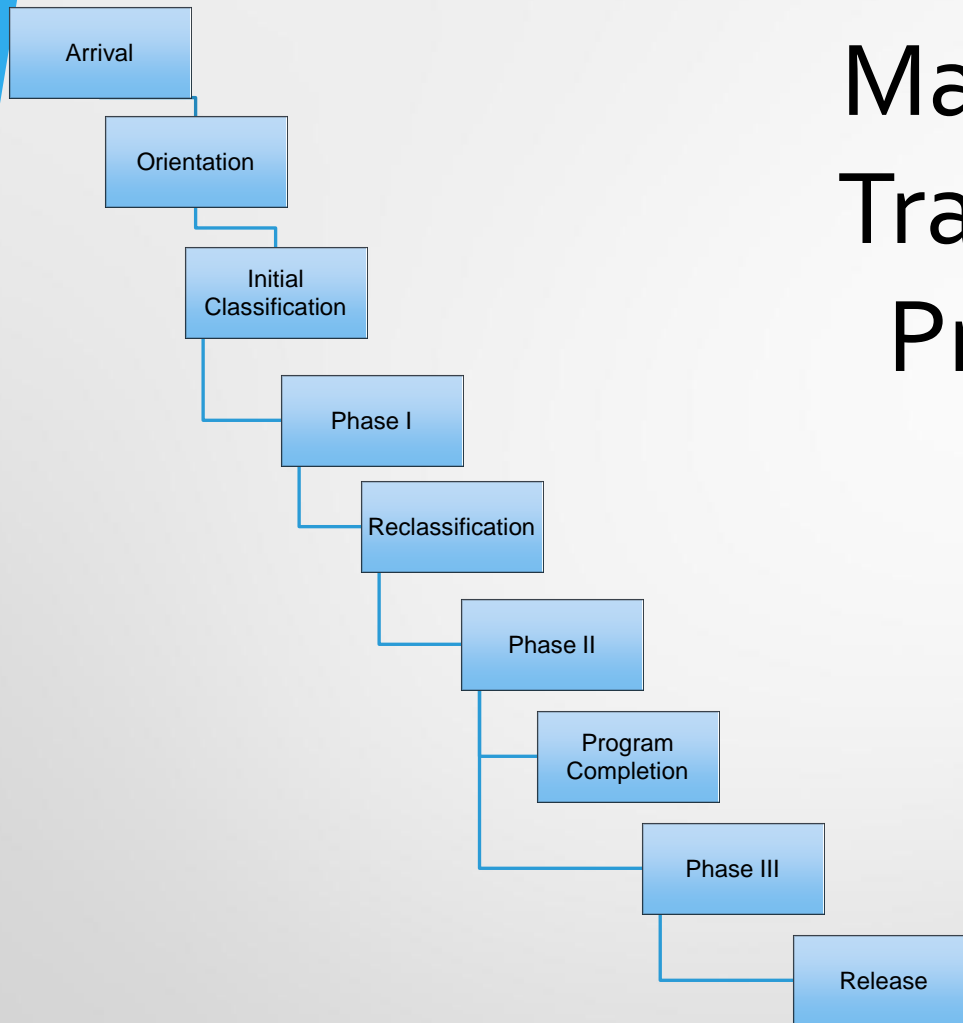
Some residents are assigned as permanent workers in laundry and building maintenance they are the Centers long term maintenance.

Employment Information

- Macon Transitional Center has an average of 30-35 employers
- Some present and past employers include:
 - Beasley Harwood Floors
 - Crown Candy
 - Perdue
 - Taylor Pallet
 - Gilmer Warehouse
 - The Brick
 - Aspen Products
 - Tic Toc
 - Barefoot
 - Goodwill
 - Mr. Chip



Macon TC Transition Process



Classification Committee

- Assistant Superintendent; Terry Jones
 - Chief of Security; Lewis Goodwin
 - Employment Specialist; Deidra Rome
 - Counselor; Enis Mitchell
 - Counselor; Vacant
 - Counselor; Tamika Burney
 - Care & Treatment/Security Secretary; Tervonda Daniel
- Classification is held every Tuesday.

The Committee will ensure that a thorough assessment of needs, risks, capabilities, and all intake activities, are completed before residents are scheduled for Initial Classification.

CLASSIFICATION COMMITTEE OPERATIONS

- Arrival Briefing
- File Review
- ORIENTATION Programs
- Preparation for Initial Classification
- Initial Classification; Phase I
- Reclassification; Phase II

Special circumstances may require the committee to conduct a "Reclassification of a Resident". These circumstances include but are not limited to:

- Reduction of Security Level
- Poor Job Performance
- Addition sentence received from Court Appearance
- Change in Medical Profile
- Behavioral Issues

Phase I

(30 Days; Extended if required)

- Placed in brown jumpsuit upon arrival
- Initial file review and classification of each resident
- NGA has been completed/updated
- TOPPSTEP; Birth Certificate and Social Security Card status check
- Visitation list completed/reviewed, verified and approved
- Medical Limitation Review
- Education Level Review
- Job Skills discussed
- Program assignments made as appropriate

Phase II


(Enters work release program; after Phase I completion)

- Program participation reviewed
- Pass eligibility is determined
- Job skills and employment opportunities are discussed
- Center behavior during Phase I is reviewed
- Notified of medical options
- Questions answered
- Comes out of jumpsuit and able to wear civilian clothes
- Begins active job search

PROGRAMS OFFERED

Orientation Classes

- Counseling Orientation
- Chaplain Orientation
- Business Orientation
- Employment Orientation
- Medical Orientation
- Security Orientation



Assigned as Needed

- ✓Fatherhood
- ✓Narcotics Anonymous
- ✓Alcoholic Anonymous
- ✓Problem Solving Skills in Action
- ✓MATRIX
- ✓GED
- ✓M4C

Mandatory Programs

- Job Readiness
- TOPPSTEP
- Re-Entry
- Motivation for Change
- Department of Labor
- Work Release

Voluntary Programs

- Central Georgia Technical College
 - Building Maintenance- O.J.T.
 - Food Preparation/Culinary Arts- O.J.T.
 - Barbering- O.J.T.
 - Laundry Operations O.J.T.
 - Electrician Helper O.J.T.
 - Grounds Keeper O.J.T.
 - Automotive Maintenance O.J.T.
 - Automotive Detail O.J.T.
 - Basic World of Works
 - Vocational Rehabilitation

MODES OF TRANSPORTATION FOR RESIDENTS

- ▶ WALK
 - ▶ BUS
 - ▶ PRIVATE
- TRANSPORTATION
SERVICE
- ▶ EMPLOYER PICKUP
 - ▶ CENTER STAFF

PRISON RAPE ELIMINATION ACT INFORMATION

We distribute information to resident about PREA and what do in the event they are involved in a sexual abuse or assault.

How is this information distributed?

- ✓ English & Spanish copy of GDC PREA handout issued during intake process
- ✓ English & Spanish Copies of GDC handout available upon entering each wings vending area
- ✓ GDC PREA posters are posted on each range, each vending area and the dining room again in English and Spanish

BENEFITS ON SOCIETY FOR USING RESIDENT EMPLOYMENT

- Residents pay room and board reducing the cost to taxpayers for housing them within the GDC
- Residents pay taxes on their income
- Residents pay for their own incidentals including transportation, medical bills, and personal hygiene items after they start working again reducing cost to taxpayers
- Birth Certificate and Social Security Card are verified and validated so employer is ensured that the documentation is accurate
- Work attendance is a TC program requirement; absences for illness are verified by center staff
- Residents are randomly drug and alcohol tested at no cost to employer

Additional Programs/Activities Provided for Residents

- Offender/Staff Committee Meetings
- Mentor Program
- Family Day
- Program Graduations
- Worship Services provided by volunteers
 - Bible Study
 - Chaplain Counseling Services
 - Various Worship Services
- Recreation
 - General Recreation
 - Basketball
 - Horseshoes
 - Volleyball
 - Dominoes
 - Checkers/Chess

Driving Directions

FROM NORTH OF MACON

Take I-75 South to Macon, Get off on Eisenhower Parkway exit turn left at the red light located at end of off ramp onto Eisenhower Parkway. Go down to the third traffic light and turn left onto MLK. You will need to take the 1st right right after you turn onto MLK so get into right lane. Take the first right go down to the stop sign and turn right. Macon Transitional Center is located at the bottom of the hill.

FROM SOUTH OF MACON

Take I-75 North to Macon, Get off on Eisenhower Parkway exit turn right at the stop sign located at end of off ramp onto Eisenhower Parkway. Go down to the third traffic light and turn left onto MLK. You will need to take the 1st right right after you turn onto MLK so get into right lane. Take the first right go down to the stop sign and turn right. Macon Transitional Center is located at the bottom of the hill.



Questions?????